


Fire. Art. Passion.



DaVinci Custom Fireplaces™



A real passion for fire. When you experience one of our DaVinci Custom Fireplaces,[™] built exclusively at The House of Fire, you'll discover how every product we create reflects four decades of success delivering inspired design, long-lasting quality and the world's most engaging flames.

Learn more at DaVincifireplace.com

*“Of the
original
phenomena,
light is the most
enthralling.”*

Leonardo da Vinci

4 THE DAVINCI LINEAR COLLECTION

Eight Configurations • Six Glass Heights • Two to Sixty-Six Foot Lengths in One Foot Increments • Endless Combinations

- 4-9 Overview
- 10-13 Single-Sided Configuration
- 14-15 Island Configuration
- 16-17 Left Corner Configuration
- 16-17 Right Corner Configuration
- 18 Bay Configuration
- 19 & 49 Pier Configuration
- 20-23 See-Thru Configuration
- 24-25 "L" Configuration

26 THE DAVINCI MAESTRO™ COLLECTION

Four Configurations • Four Glass Heights • Three Widths • Sixteen Combinations

- 26-29 Overview
- 30-31 Square Single-Sided Configuration
- Square See-Thru Configuration (Not Illustrated in This Catalog)
- 32-33 Vertical Single-Sided Configuration
- 34 Vertical See-Thru Configuration

35 INNOVATIONS

- 36 Certifications and Modular Construction
 - 37 Safe Touch Glass™
 - 38 Media Selections
 - 39 TouchSmart™
 - 40 Home Automation
 - 41 Zero Clearance To Combustibles
 - 41 Exterior Window Kit
 - 42-43 Fyre-Art™
 - 44 Artisan Trims
 - 45 Liners
 - 45 Post-less Design
 - 46-47 HeatSmart™ Heat Exchanger Kit
 - 48-49 Venting
-
- 50 Built To Be Better
 - 51 Resources

THE DAVINCI LINEAR COLLECTION

The most incredible linear fireplace in the world.

There are quite a few linear fireplace companies out there, yet none can compare to DaVinci Custom Fireplaces™. These modular, linear fireplaces deliver near-limitless options to fit any design vision for all spaces great and small.

←→ THE WORLD'S ONLY MODULAR FIREPLACE: 2, 3, 4 AND 5 FOOT MODULES THAT CAN BE COMBINED UP TO 66 FEET IN LENGTH

📏 EIGHT STUNNING LINEAR CONFIGURATIONS (SEE PAGES 6 & 7)

📏 SIX DRAMATIC GLASS HEIGHTS

🌊 SAFE TOUCH GLASS™ (NO SAFETY SCREENS OR NOISY FANS)

🔥 SIGNATURE WALL-TO-WALL CONTINUOUS LINEAR FIRE

💡 MULTICOLOR LED UNDERLIGHTING

💡 OVERHEAD ACCENT LIGHTING

📅 CUSTOM FIREPLACES DESIGNED AND MANUFACTURED IN 4 TO 6 WEEKS

🌡️ ANSI CERTIFIED NON-HEATER RATED DECORATIVE FIREPLACE



SINGLE-SIDED CONFIGURATION: 156 X 30 INCHES;
PLATINUM CRUSHED GLASS MEDIA
AND BLACK GLASS LINER



QUEENS PLAZA LUXURY APARTMENT PUBLIC SPACE
SAFE TOUCH™ GLASS WAS A PRIORITY FOR THIS CUSTOMER.
DAVINCI'S FLEXIBILITY FOR INSTALLATION WAS ABLE TO SOLVE THE DIFFICULT
VENTING CONFIGURATION THAT THIS PROJECT PRESENTED.

Eight Stunning Modular, Linear Configurations

All of our fireplace configurations, except the Island, feature a post-less design for the appearance of a clean, glass-to-glass edge and unobstructed viewing area.



SINGLE-SIDED



ISLAND



LEFT CORNER



BAY



PIER



SEE-THRU

Our DaVinci experts will work with you and your design-construction team to create a custom configuration that fits your vision, resulting in a stunning fireplace focal point.

Your choices are endless - from 2 feet to 66 feet in length.



66-FOOT SINGLE-SIDED DAVINCI INSTALLED AT THE DEAN APARTMENTS, MOUNTAIN VIEW, CA



RIGHT CORNER




"L"




SEE-THRU
FEATURING THE EXTERIOR WINDOW KIT

Six Dramatic Glass Heights

For comparative purposes, all glass heights below are shown on 60 inch long Single-Sided DaVinci fireplaces.




12 INCHES




20 INCHES



30 INCHES



36 INCHES



48 INCHES



58 INCHES

Our Equation for Creativity

Eight Linear Configurations + Six Glass Heights
+ Lengths from 2 to 66 Feet, in 2, 3, 4 and 5 Foot
Modules = Thousands of Combinations

We set out to redefine “custom.” We found that modularity and flexibility would be the answer to so many problems associated with typical custom fireplaces. It is a concept that allows us to continue unlocking imaginative and innovative possibilities for any space where custom is key.

- ✓ EASILY AND EFFICIENTLY TRANSPORT EVEN OUR LARGEST FIREPLACES TO JOB SITES WITHOUT ANY SPECIAL PLANNING - NO CRANES NECESSARY
- ✓ TITAN LOCK SYSTEM™ PERMANENTLY BOLTS MULTIPLE MODULES TOGETHER ON LOCATION
- ✓ THE ABILITY TO CREATE THOUSANDS OF COMBINATIONS



Single-Sided Configuration

Accommodating any living space in a wide range of applications, the Single-Sided DaVinci gives you the best fire presentation compared to any of its kind.



SINGLE-SIDED CONFIGURATION: 60 X 36 INCHES;
DRIFTWOOD LOGS WITH ROCK EMBER MEDIA
AND BLACK PAINTED LINER

ONE OF TWO DAVINCI FIREPLACES AT THE PAINE FIELD AIRPORT PASSENGER TERMINAL IN MUKILTEO, WA.
SAFE TOUCH GLASS™ AND NO SAFETY SCREEN WERE THE PRIMARY REASONS DAVINCI WAS CHOSEN FOR THIS PROJECT.

*Traditional,
Transitional or
Contemporary.
A style solution is
possible for every
individual taste.*

SINGLE-SIDED CONFIGURATION: 60 X 20 INCHES;
PLATINUM CRUSHED GLASS MEDIA, DRIFTWOOD LOGS
AND BLACK GLASS LINER
PRIVATE RESIDENCE





THE DAVINCI LINEAR COLLECTION



ISLAND CONFIGURATION: 72 X 20 INCHES;
PLATINUM CRUSHED GLASS MEDIA

PRIVATE RESIDENCE



ISLAND CONFIGURATION: 72 X 20 INCHES;
PLATINUM CRUSHED GLASS MEDIA

PRIVATE RESIDENCE

Island Configuration

Presented as a 360-degree wraparound view, the Island is a dramatic focal point in any contemporary, modern or transitional room.



Left or Right Corner Configurations

A Corner DaVinci Fireplace adds visual depth and dimension to the fireview, while architecturally complementing a variety of applications.



WATCH THESE
FIREPLACES
BURNING



LEFT AND RIGHT CORNER CONFIGURATIONS:

THIS LAS VEGAS HOME BRINGS TOGETHER TWO INDIVIDUAL DAVINCI CORNER INSTALLATIONS, DIVIDED BY A SLIDING GLASS WALL, TO FORM A MODERN INDOOR-OUTDOOR INTERPRETATION OF FIRE BEFITTING THE HOME'S LOCATION.

A 102 X 20 INCH LEFT CORNER FIREPLACE IN THE MAIN LIVING AREA CREATES A VISUAL CONNECTION TO ANOTHER 90 X 20 INCH RIGHT CORNER FIREPLACE IN AN OUTDOOR COVERED PORCH.

THE NEW AMERICAN HOME® 2019, LAS VEGAS, NV
ARCHITECTS/BUILDERS: SUN WEST

Bay Configuration

Viewable from three sides, the Bay design is a window to a ribbon of beautiful flame, drawing the eye and captivating its audience.



WATCH THIS
FIREPLACE
BURNING

BAY CONFIGURATION: 204 X 30 INCHES;
BLACK GLASS MEDIA AND BLACK GLASS LINER
THE NEW AMERICAN HOME® 2020, LAS VEGAS, NV



PIER CONFIGURATION: 54 X 30 INCHES;
PLATINUM CRUSHED GLASS MEDIA,
DRIFTWOOD LOGS AND SILVER PAINTED LINER
PRIVATE RESIDENCE

Pier Configuration

Not only a mesmerizing complement to any space, the Pier serves as an alluring centerpiece that can divide large living spaces or join two smaller ones.

THE DAVINCI LINEAR COLLECTION



TWIN 96 X 58 INCH SEE-THRU FIREPLACES CREATE A DRAMATIC SPACE SEPARATION IN THIS HILTON DOUBLETREE, LOCATED IN VAIL, CO.



See-Thru Configuration

A clear innovation in fireplaces that engages throughout. The See-Thru configuration opens up fresh possibilities for designers and architects.



WATCH THESE
FIREPLACES
BURNING

See-Thru Configuration Featuring the Exterior Window Kit

Breathtakingly stylish, the See-Thru fireplace with the optional Exterior Window Kit provides the ability to create undreamed of dimensions of fire indoors, outdoors...or both.



SEE-THRU CONFIGURATION WITH EXTERIOR WINDOW KIT: 60 X 58 INCHES;
OUTDOOR VIEW





SEE-THRU CONFIGURATION WITH EXTERIOR WINDOW KIT: 60 X 58 INCHES;
BLACK CRUSHED GLASS MEDIA, DRIFTWOOD LOGS
AND BLACK ENAMEL LINER
YALE APARTMENTS, SEATTLE, WA

THE DAVINCI LINEAR COLLECTION



"L" CONFIGURATION: 54 INCH LEFT CORNER X 54 INCH RIGHT CORNER X 20 INCH;
PLATINUM CRUSHED GLASS MEDIA AND BLACK GLASS LINER

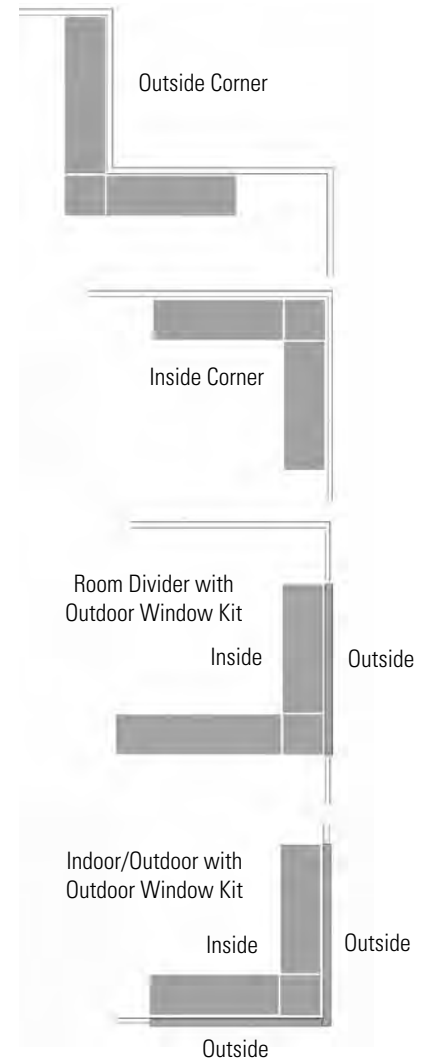


THE NEW AMERICAN HOME® 2019, LAS VEGAS, NV
 ARCHITECTS/BUILDERS: SUN WEST

“L” Configuration

Stage a larger-than-life presentation with our “L” corner configuration. This impressive, 90-degree arrangement surprises and delights, and can incorporate single or multiple corners. This can be combined with any of the DaVinci Single-Sided, See-Thru, Corner, Bay, Island or Pier fireplaces, along with the Exterior Window Kit.










*Any Combination
 You Can Dream Off*



THE DAVINCI MAESTRO™ COLLECTION

Captivating fireplaces unlike anything you've ever seen.

The Maestro™ Collection features sixteen uniquely individual fireplaces in Square and Vertical configurations. Known for their signature Bon-Fyre™ flame and unexpected portraits, these fireplaces leave a lasting impression day after day.

-  FOUR STUNNING CONFIGURATIONS (SQUARE AND VERTICAL, AVAILABLE AS SINGLE-SIDED OR SEE-THRU)
-  FOUR DRAMATIC GLASS HEIGHTS
-  WIDTHS FROM 2 TO 4 FEET
-  SAFE TOUCH GLASS™ (NO SAFETY SCREENS OR NOISY FANS)
-  SIGNATURE VERTICAL BON-FYRE™ FLAME
-  AVAILABLE BON-FYRE™ LOGS
-  MULTICOLOR LED UNDERLIGHTING
-  OVERHEAD ACCENT LIGHTING
-  ANSI CERTIFIED NON-HEATER RATED DECORATIVE FIREPLACE



SQUARE CONFIGURATION: 36 X 36 INCHES;
PLATINUM CRUSHED GLASS MEDIA
AND BLACK GLASS LINER



2019 NAHB INTERNATIONAL BUILDERS' SHOW,
KOHLER® BOOTH, LAS VEGAS, NV

THE DAVINCI MAESTRO™ COLLECTION



36" x 36"
SQUARE



48" x 48"
SQUARE

Square
Configuration

36 x 36 INCHES
48 x 48 INCHES

All Maestro™ Square fireplaces are available as Single-Sided or See-Thru, with the option of adding the Exterior Window Kit.



24" x 36"
VERTICAL



36" x 48"
VERTICAL



36" x 58"
VERTICAL

Vertical Configuration

24 x 30 INCHES

24 x 36 INCHES

24 x 48 INCHES

24 x 58 INCHES

36 x 48 INCHES

36 x 58 INCHES

All Maestro™ Vertical fireplaces are available as Single-Sided or See-Thru, with the option of adding the Exterior Window Kit.

Square Single-Sided Maestro™ Configuration

Modern Maestro™ Collection
Square gas fireplaces
command the focus of
any room.





SQUARE SINGLE-SIDED CONFIGURATION: 48 X 48 INCHES;
PLATINUM CRUSHED GLASS MEDIA AND BON-FYRE™ LOG SET

Vertical Single-Sided Maestro™ Configuration

The Maestro™ Collection Vertical gas fireplaces harness technological innovation with the magnificence of a tall flame. Available in several heights to fit the proportions of any room.



VERTICAL SINGLE-SIDED CONFIGURATION: 36 X 58 INCHES;
PLATINUM CRUSHED GLASS MEDIA
AND BON-FYRE™ LOG SET



HYDE PARK APARTMENTS, BELLEVUE, WA

SAFE TOUCH GLASS™ WAS THE PRIMARY SELLING
THIS CUSTOMER

POINT FOR

Vertical See-Thru Maestro™ Configuration Featuring the Exterior Window Kit

All Maestro™ fireplaces have the option of adding the Exterior Window Kit for the ultimate indoor-outdoor presentation of fire.



VERTICAL SEE-THRU CONFIGURATION
EXTERIOR WINDOW KIT: 36 X 58 INCHES;
PLATINUM CRUSHED GLASS MEDIA AND BON-FYRE™ LOG SET

WITH

INNOVATIONS



A Spark of Brilliance

Certification & Modular Construction

U. S. and Foreign Patents Pending.

Certification

All fireplaces are safety tested and listed prior to delivery. There are no additional certification costs. Listed to: ANSI Z21.50b-2014, CSA 2.22b-2014, and CSA P.4.1-15.

The World's Only Modular Fireplace

DaVinci Custom Fireplaces™ have been installed as long as 66 feet in length, and because the design is modular, these fireplaces can be easily and efficiently transported and installed on the job site.

Combine 2, 3, 4 and 5 foot lengths to create your custom DaVinci with the revolutionary, patent pending Titan Lock System™ that allows these fireplaces to be bolted together without any additional framing, wall support or machinery. No special building entries are required for these modular fireplaces, as they fit through normal doorways, stairwells and elevators.

1. The Leveling Track can be delivered, set and leveled ahead of time.

2. The fireplace segments are set into the track and simply slide together.

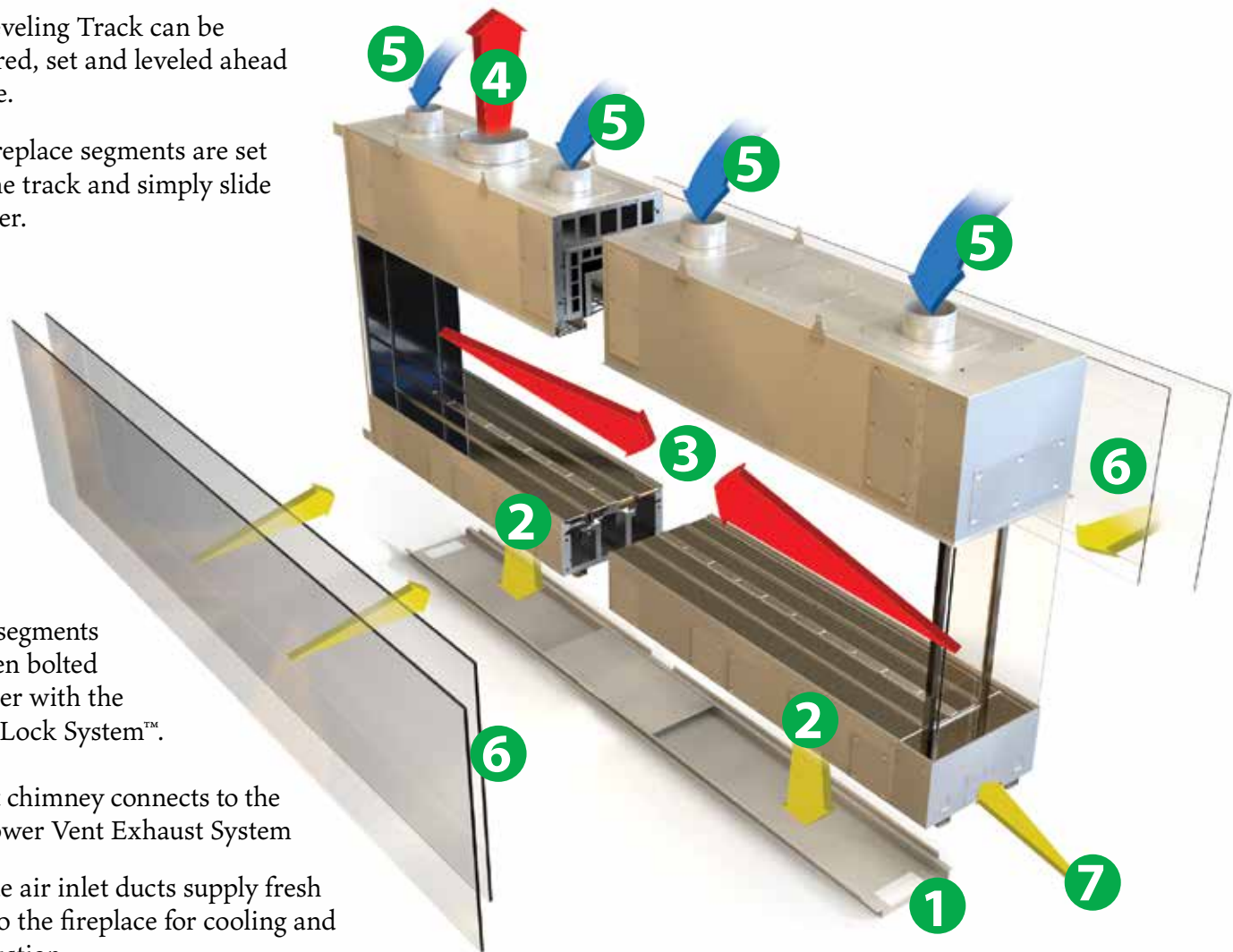
3. These segments are then bolted together with the Titan Lock System™.

4. B-Vent chimney connects to the the Power Vent Exhaust System

5. Outside air inlet ducts supply fresh air into the fireplace for cooling and combustion.

6. Glass panels are set into place.

7. Power and gas locations can be selected when ordering fireplace.





Safe Touch Glass™ Is the Difference You Can Feel

Crystal-clear Safe Touch Glass™—a standard feature for all DaVinci Custom Fireplaces™— eliminates the need for a protective screen and reassures that the fireplace is safe for any public or private space.

An Inspired Spectrum of Color and Media Selections

Personalize your own perfect ambiance with full spectrum LED underlighting controlled via TouchSmart™. Davinci Custom Fireplaces™ also feature overhead halogen lighting to highlight the beauty of your fireplace even when it isn't lit.



CHOICE OF THREE
DIFFERENT MEDIA OPTIONS

PLATINUM CRUSHED GLASS SHOWING VARIATIONS
OF COLORED LED LIGHTS

Elegant TouchSmart™ Wall Controls



BLACK CRUSHED GLASS

ROCK EMBERS



DaVinci Custom Fireplaces™ feature our easy-to-use TouchSmart™ Wall Control interface. The sleek glass panel, in your choice of black or white finishes, connects you to technical features that DaVinci has perfected, including a controllable heat exchanger, a 10-hour timer and full spectrum under-lit LED lighting to help set the mood.

Hearth Industry Vesta™ Award Winner for Best Hearth Components & Controls.

Home Automation Interface

All DaVinci's are compatible with Home Automation.

- Lutron™
- Crestron™
- Leviton™
- Savant™
- Control4™



We offer a FREE Control4™ driver that
can be downloaded at:

www.chowmainsoft.com/davinci-control4



Zero Clearance to Combustible Surfaces

The DaVinci Custom Fireplace™ remains cool by the way outside air is ducted in and around the unit, and between the two panes of glass. This eliminates the need for using expensive steel studs or non-combustible building materials and gives you the freedom to bring combustible finish materials right up to the edge of the frame-less glass. With all DaVinci Custom Fireplaces™ you have the ability to install a TV anywhere on the wall above the fireplace.



Exterior Window Kit

DaVinci's extruded aluminum, thermal pane Exterior Window Kit allows you to feature any Linear or Maestro™ Single-Sided or See-Thru fireplace as an outdoor installation. The Exterior Window Kit can be added to one side of glass on a Single-Sided or See-Thru fireplace, or to both sides of glass on a See-Thru fireplace. This gives you the ability to feature an indoor-outdoor presentation of fire, or have a completely open outdoor fireplace, without requiring a roof or overhang.



BON-FYRE™ LOGS AVAILABLE
WITH THE MAESTRO™ COLLECTION



Select Your Choice of Fyre-Art™ for a More Personalized Presentation

Transform the overall look of your DaVinci Custom Fireplace™ with Fyre-Art.™ Inspired by elements of nature, our in-house handcrafted Fyre-Art™ options include choices of logs, twigs, and stones to offer the most detailed and realistic media available anywhere.



TRADITIONAL LOGS



DRIFTWOOD LOGS




TWIGS & STONES



BIRCH LOGS



TUMBLED STONES



Handmade Artisan Trims from Our Custom Shop

Impressive IronWorks™ trims are heavy-gauge steel individually hand-hammered by the blacksmiths at our in-house custom shop. These creations feature hammered, textured surfaces and intricate detailing, with finishes that are hand-applied and absorbed deep into the metal, imparting a rich luster and a timeless look.

Available in Bronze or Burnished Patina finishes.

2" Black Trim is also available to accent your DaVinci Fireplace.



BRONZE PATINA IRONWORKS™
PICTURED BELOW



BURNISHED PATINA
IRONWORKS™



2" BLACK PAINTED SMOOTH
STEEL



Choice of Liners

These contemporary liners provide a dramatic backdrop to the dancing flames of your DaVinci.



BLACK PAINT FINISH




SILVER PAINT FINISH



BLACK PORCELAIN ENAMEL



BLACK GLASS



Post-less Design

All of our fireplace configurations, except the Island, feature a post-less design for the appearance of a clean, glass-to-glass edge and unobstructed viewing area.



HeatSmart™

The DaVinci HeatSmart™ is a Heat Exchanger available as an option on all eight DaVinci Custom Fireplace models as well as our Maestro Collection of gas fireplaces...meaning the world's most beautiful decorative fireplace now also offers some significant heating!

On Demand Heating

The addition of the HeatSmart™ Heat Exchanger allows for significantly more heat to be generated than ever before. All this can be controlled via the wall-mounted TouchSmart™ Control Panel or Smart Home Automation... this truly is HEAT ON DEMAND!

To explore the TouchSmart™ Control Panel or Smart Home Automation further please see page 39 and 40.



Run 365 Days A Year

By maintaining extraordinarily low glass temperatures, DaVinci Custom Fireplaces can be used all year round, making them ideal for a variety of residential and commercial applications.

The versatility of the HeatSmart™ option means that even on warmer days when there's no need for heat, the fireplace can simply be set to expel warm air externally, rather than recycling it back through the room.

Irrespective of the climate, the ambiance and aesthetics of DaVinci can be enjoyed every day of the year.

How It Works

The DaVinci HeatSmart™ works by pulling cool air from the room and heating it around a series of hot exhaust tubes from the fireplace's exhaust which is built into the heat exchange system.

The air circulating around these hot exhaust tubes is passively heated to a significant level before being delivered back into the room through a powerful fan system to provide heat to the space of your choice!


Post-less Design



All of our fireplace configurations, except the Island, feature a post-less design for the appearance of a clean, glass-to-glass edge and unobstructed viewing area.

Venting - Vertical or Horizontal

All DaVinci Custom Fireplaces™ are power vented. A quiet power vent system pulls combustion air into and around the fireplace while at the same time pushing combustion gases through the exhaust vent and out of the building. This system solves all venting challenges and accommodates extreme vent runs, including applications that terminate below the unit, allowing you to install a DaVinci anywhere you can imagine.



Vertically Terminated Power Exhaust Fan

Check with your local building codes for snow pack height requirements.



Horizontally Terminated Power Exhaust Fan

Fan motor is installed on the exterior of the structure. Allows easy access for service.



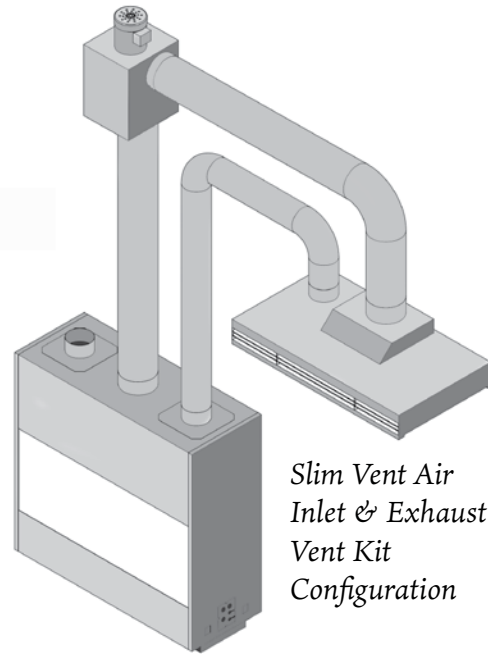
Fan is installed within the vent run

Interior Power Exhaust Fan and Termination Cover

For a clean look on the outside of the structure, an Interior Power Exhaust Fan is built into the vent run and is available with our paintable termination cover.

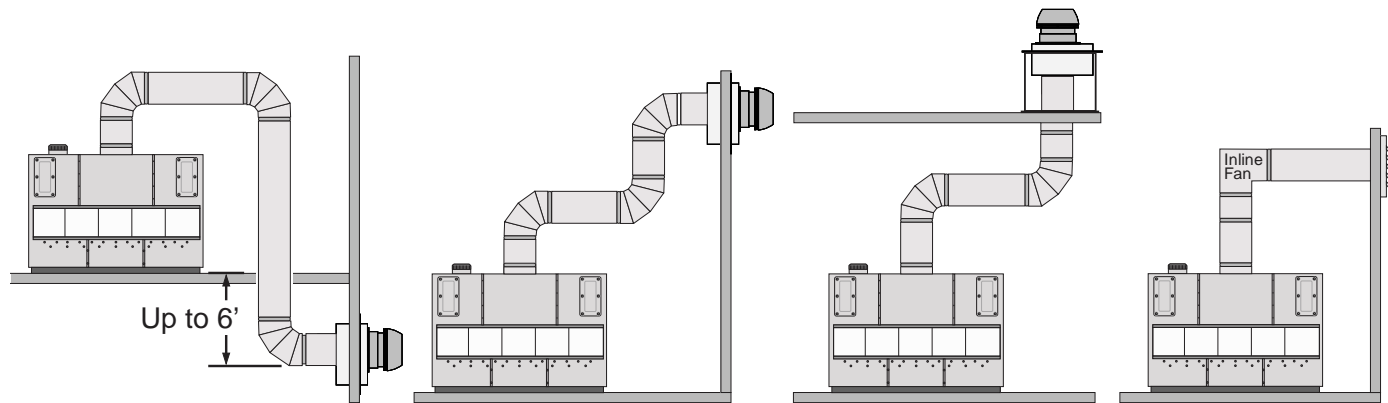
Slim Line Air Inlet & Exhaust Vent Kit Patent Pending

Designed for buildings with architectural restrictions on venting terminations, the Slim Line Air Inlet and Exhaust Vent Kit allows you to vent the DaVinci Custom Fireplace™ in unobtrusive locations, such as above a window. Ask your DaVinci Specialist for details.



Slim Vent Air Inlet & Exhaust Vent Kit Configuration

Virtually Unlimited Vent Configurations



The Power Vent System on the DaVinci Custom Fireplace™ allows for nearly limitless venting configurations, even in the most challenging building situations.

B U I L T T O B E B E T T E R
In Every Way

Every DaVinci Custom Fireplace™ is thoughtfully designed to become the focal point of any room. Our products are created so that architects, designers and builders can install a custom gas fireplace almost anywhere.



PIER CONFIGURATION: 60 X 20 INCHES;
DEGEN & DEGEN ARCHITECTURE AND INTERIOR DESIGN
TOWNEPLACE SUITES SAN DIEGO AIRPORT

PHOTO COURTESY OF INTERMOUNTAIN MANAGEMENT

**W E I N V I T E Y O U
T O C O L L A B O R A T E W I T H
U S O N Y O U R N E X T P R O J E C T**

DaVinci advisors are available to you and your clients for consultations on planning, design or installation. We also invite you to review our numerous online resources at the links below.

Factory tours at our 11-acre House of Fire facility in Mukilteo, WA available by appointment.

Call 800.654.1177 or visit DaVinciFireplace.com



Scan the code above for technical documentation, CAD drawings and BIM objects available through ARCAT.



AIA accredited presentations available by appointment.



Follow us on Instagram & Facebook @DaVinciFire

We reserve the right to make changes or modifications to products and specifications at any time, without prior notification. Refer to the owner's manual for detailed product and user instructions. Travis Industries DaVinci Custom Fireplaces and Timberfire Fireplaces and their components are protected by one or more of the following patents; U.S. 11,662,121, CA 3,032,800, as well as other U.S. and Foreign patents pending. Photos shown are for illustrative purposes. Photos shown are for illustrative purposes. 98800900 © 2023 Travis Industries, Inc. - The House of Fire, Mukilteo, WA